

بعض العملاء الجدد قالوا ان صور العمليات والحسابات كثير منها قديم يعود الى عام ٢٠٠٧ و ٢٠٠٨ ، فعلياً ، هناك بالفعل في قسم امثلة وانجازات عشرات الامثلة من عام ٢٠١١ و عشرات من ٢٠١٠ و عشرات من ٢٠٠٩ ، وقصدنا ترك بعض الامثلة القديمة من ٢٠٠٨ و ٢٠٠٧ طالما نحن كنا نعمل في هذه المرحلة ، فنحن نتميز عن شركة بدأت في عام ٢٠١١ طالما بدأنا في ٢٠٠٧ ، وطالما مستمرين ، وطالما مستوى النجاح لم يتناقص مع اي ازمة عالمية حدثت بمرور هذه السنوات. ومع ذلك ، هذه امثلة من عام ٢٠١١ ، واغلبها في (يونيو الى ٢٧ يوليو ٢٠١١) وقت كتابة هذا التقرير ، يرجى العلم باننا نتفرغ اكثر للعمل الجاد والمتاجر اليومية عن البحث عن مثال في هذا الحساب ومثال هناك، فلن نترك فرصة ان يربح عميل ونربح معه لاضافة بعض الامثلة يومياً ، بالتالي سوف نحاول كل بضعة اشهر تجديد الملفات او اضافة ملف يشمل بعض امثلة هذه الاشهر كل فترة للعملاء الجدد. نكرر ، هذا الملف يغطي اقله منتصف عام ٢٠١١ اغلب الامثلة مايو ويونيو ويوليو ٢٠١١ الى ٢٧ يوليو وقت كتابة هذا الملف. وهذه الامثلة عشوائية نوعاً ، وترتيبها عشوائي ، هي حوالي ٥٠ صورة حساب صورناه واضفناه في الملف.

Date/Time	Description	Amount
03/10/2011 10:04:48	WIRE INCOMING	1,000.00
03/11/2011 02:06:34	MONEY MARKET PURCHASE (MMDA11)	0.00
03/11/2011 02:06:37	MONEY MARKET PURCHASE	-1,000.00
03/17/2011 11:06:20	Bought 826225 TITL @ 0.0012	-1,001.46
03/17/2011 13:04:18	Sold 826225 TITL @ 0.0016	1,311.94

٣٣ % في ساعتين
اول عملية للعميل

03/17/2011 09:50:22	Bought 370000 TITL @ 0.0012	-453.99
03/17/2011 09:54:29	Bought 630000 TITL @ 0.0013	-828.99
03/17/2011 10:43:04	Sold 950000 TITL @ 0.0015	1,414.98
03/17/2011 10:43:04	Sold 50000 TITL @ 0.0016	77.49

١٨.٥ %
في ساعة

02/10/2011 10:40:17	Bought 50000 GACFQ @ 0.0024	-129.99
02/10/2011 14:52:11	Bought 75000 GACFQ @ 0.0021	-167.49
02/11/2011 10:13:21	Bought 50000 GACFQ @ 0.0021	-114.99
02/11/2011 12:58:57	Bought 5000 GACFQ @ 0.0021	-20.49
02/11/2011 13:04:40	Bought 45000 GACFQ @ 0.0024	-117.99
02/15/2011 13:06:46	Bought 40000 GACFQ @ 0.0024	-105.99
02/18/2011 12:05:20	Bought 5000 GACFQ @ 0.0024	-21.99
02/23/2011 15:54:19	Bought 7687 GACFQ @ 0.0024	-28.44
03/16/2011 15:29:59	Bought 15000 GACFQ @ 0.0024	-45.99
03/18/2011 09:39:50	Bought 25000 GACFQ @ 0.0022	-64.99
03/30/2011 12:55:23	Sold 5000 GACFQ @ 0.0042	11.00
03/30/2011 12:55:23	Sold 450000 GACFQ @ 0.004	1,799.96

66 %
في شهر ونصف

03/23/2011 12:43:07	Bought 183260 GACFQ @ 0.002	-376.51
03/28/2011 00:00:01	MONEY MARKET REDEMPTION (MMDA10)	0.00
03/28/2011 00:00:01	MONEY MARKET REDEMPTION	0.07
03/30/2011 13:12:19	Sold 33000 GACFQ @ 0.0033	98.90
03/30/2011 13:12:19	Sold 150260 GACFQ @ 0.003	450.77

% ٥٥
في اسبوع

Date/Time	Description	Amount
02/15/2011 13:14:26	Bought 2000000 GRDO @ 0.0012	-2,409.99
02/22/2011 14:31:48	Sold 2000000 GRDO @ 0.002	3,989.93

% ٦٦ ربح في اسبوع

Date/Time	Description	Amount
05/19/2011 15:54:15	Bought 430000 GRBG @ 0.0011	-482.99
05/20/2011 09:53:27	Sold 6000 GRBG @ 0.0017	0.20
05/20/2011 10:08:51	Sold 100000 GRBG @ 0.0017	169.99
05/20/2011 10:17:28	Sold 120000 GRBG @ 0.0017	203.99
05/20/2011 10:23:02	Sold 125000 GRBG @ 0.0017	212.49
05/20/2011 10:41:49	Sold 7500 GRBG @ 0.0017	12.74
05/20/2011 10:49:16	Sold 25000 GRBG @ 0.0017	42.49

% ٥٤ ربح في يوم واحد

Date/Time	Description	Amount
02/16/2011 10:00:02	Bought 5000000 GTLL @ 0.001	-5,009.99
02/16/2011 10:02:42	Sold 5000000 GTLL @ 0.0011	5,489.90

% ١٠ في نفس اليوم

04/14/2011 15:58:35	Bought 1000000 EGOC @ 0.0009	-909.99
04/18/2011 09:30:27	Sold 1000000 EGOC @ 0.001	989.99

% ١٠ في نفس اليوم

05/18/2011 10:51:20	Bought 1308812 ADHC @ 0.0009	١٠٪ فى نفس اليوم	-1,187.92
05/18/2011 11:10:29	Sold 1308812 ADHC @ 0.001		1,298.79

Date/Time	Description	Amount	
05/19/2011 13:39:08	Bought 3000000 WTCT @ 0.0009	٥٥٪ فى يوم واحد	-2,709.99
05/20/2011 10:00:59	Sold 3000000 WTCT @ 0.0014		4,189.92

Date/Time	Description	Amount	
04/14/2011 15:24:11	Bought 155898 RPTN @ 0.009		-1,413.07
04/15/2011 10:27:52	Sold 50000 RPTN @ 0.0101	١٠٪ فى يوم واحد	495.00
04/15/2011 10:27:52	Sold 105898 RPTN @ 0.01		1,058.95

Date/Time	Description	Amount	
04/07/2011 15:16:35	Bought 500000 BRZM @ 0.0012		-609.99
04/11/2011 15:33:21	Bought 100000 BRZM @ 0.001		-109.99
04/12/2011 15:19:11	Bought 1000000 BRZM @ 0.0009	١٧٪ فى ١٠ ايام	-909.99
04/19/2011 10:01:48	Bought 900000 BRZM @ 0.0007		-639.99
04/19/2011 10:08:30	Bought 1000000 BRZM @ 0.0007		-709.99
04/26/2011 15:22:12	Sold 3500000 BRZM @ 0.001		3,489.94

Date/Time	Description	Amount	
04/05/2011 12:32:52	Bought 5000 IMAI @ 0.0037		-28.49
04/05/2011 12:35:17	Bought 102000 IMAI @ 0.0038	٣٠٪ فى نفس اليوم	-397.59
04/05/2011 12:35:17	Bought 250000 IMAI @ 0.0039		-975.00
04/05/2011 12:35:17	Bought 643000 IMAI @ 0.004		-2,539.85
04/05/2011 13:22:48	Sold 1000000 IMAI @ 0.005		4,989.91

Date/Time	Description	Amount
04/04/2011 11:14:37	Bought 5000000 REMD @ 0.0006	-3,009.99
04/04/2011 13:00:23	Sold 117880 REMD @ 0.0007	72.52
04/04/2011 15:50:25	Bought 4222223 REMD @ 0.0004	-1,698.88
04/05/2011 09:40:15	Sold 9104343 REMD @ 0.0006	5,452.51

١٧٪ فى يوم واحد

Date/Time	Description	Amount
04/04/2011 10:58:27	Bought 100000 DRMX @ 0.008	-809.99
04/05/2011 09:56:49	Sold 25000 DRMX @ 0.01	240.00
04/05/2011 09:56:49	Sold 75000 DRMX @ 0.0089	667.48

١٠٪ فى يوم واحد

04/11/2011 15:39:23	Bought 65000 DNAD @ 0.007	-464.99
04/12/2011 09:30:21	Sold 65000 DNAD @ 0.01	639.99

٣٠٪ فى يوم واحد

03/31/2011 15:54:20	Bought 9000000 MTRO @ 0.0003	-2,709.99
04/01/2011 09:30:20	Sold 9000000 MTRO @ 0.0004	3,589.94

٢٥٪ فى يوم واحد

Date/Time	Description	Amount
03/17/2011 09:50:22	Bought 370000 TITL @ 0.0012	-453.99
03/17/2011 09:54:29	Bought 630000 TITL @ 0.0013	-828.99
03/17/2011 10:43:04	Sold 950000 TITL @ 0.0015	1,414.98
03/17/2011 10:43:04	Sold 50000 TITL @ 0.0016	77.49

٢٠٪ فى نفس اليوم

Date/Time	Description	Amount
03/14/2011 14:10:21	Bought 45000 CDIV @ 0.005	-234.99
03/14/2011 15:18:49	Bought 76000 CDIV @ 0.0055	-427.99
03/16/2011 10:41:25	Bought 79000 CDIV @ 0.0057	-460.29
03/21/2011 10:44:24	Sold 148950 CDIV @ 0.008	1,181.58
03/22/2011 09:41:30	Sold 24180 CDIV @ 0.008	183.44
03/23/2011 10:19:41	Sold 26870 CDIV @ 0.0077	196.90

٤٥٪ في اسبوع

05/10/2011 12:39:57	Bought 1500000 EGOC @ 0.0007	1,059.99
05/17/2011 12:53:24	Sold 1500000 EGOC @ 0.0011	1,639.97

٥٥٪ في اسبوع

Date/Time	Description	Amount
03/04/2011 10:06:31	Bought 500000 COWI @ 0.0015	-759.99
03/04/2011 10:14:53	Sold 500000 COWI @ 0.0016	789.99

٦٪ في نفس اليوم

Date/Time	Description	Amount
02/25/2011 12:47:02	Bought 95000 CCAA @ 0.0055	-532.49
02/25/2011 12:47:02	Bought 153455 CCAA @ 0.0058	-890.04
03/08/2011 11:51:46	Bought 95000 CCAA @ 0.0028	-275.99
03/16/2011 10:39:50	Bought 13500 CCAA @ 0.003	-50.49
04/07/2011 11:56:20	Sold 356955 CCAA @ 0.0056	1,988.92

١٤٪ في شهر

Date/Time	Description	Amount
02/14/2011 15:58:37	Bought 100000 TYTN @ 0.0011	-119.99
02/14/2011 15:59:27	Bought 2100000 TYTN @ 0.0012	-2,529.99
02/15/2011 09:58:09	Sold 2200000 TYTN @ 0.0015	3,289.94

٢٥٪ في يوم واحد

04/06/2011 15:59:03	Bought 2959859 TYTN @ 0.0008	-2,377.88
04/07/2011 09:30:22	Sold 2959859 TYTN @ 0.0009	2,653.82

١٢٪ في يوم واحد

05/18/2011 10:51:20	Bought 1308812 ADHC @ 0.0009				-1,187.92
05/18/2011 11:10:29	Sold 1308812 ADHC @ 0.001				1,298.79
02/28/2011 09:52:01	Bought 4963510 BHWF @ 0.0002				-1,002.69
03/01/2011 13:47:28	Bought 3030772 BHWF @ 0.0002				-616.14
03/02/2011 10:30:14	Bought 5863895 BHWF @ 0.0002				-1,182.77
03/03/2011 09:49:08	Bought 2000000 BHWF @ 0.0002				-409.99
03/18/2011 11:53:16	Bought 1628034 BHWF @ 0.0002				-335.60
03/23/2011 12:50:53	Bought 590000 BHWF @ 0.0002				-127.99
03/24/2011 15:07:22	Bought 119002 BHWF @ 0.0002				-33.79
03/29/2011 09:35:23	Bought 7037251 BHWF @ 0.0002				-1,417.44
03/30/2011 15:49:30	Bought 731046 BHWF @ 0.0003				-229.30
04/04/2011 09:32:53	Sold 90000 BHWF @ 0.0004				26.00
04/04/2011 15:58:51	Bought 90000 BHWF @ 0.0003				-36.99
04/19/2011 15:58:29	Bought 900000 BHWF @ 0.0003				-279.99
04/20/2011 11:24:47	Bought 8100000 BHWF @ 0.0003				-2,439.99
04/21/2011 15:59:01	Bought 200000 BHWF @ 0.0003				-69.99
05/13/2011 10:10:42	Sold 96430 BHWF @ 0.0003				18.93
05/13/2011 10:18:41	Sold 5000000 BHWF @ 0.0004				1,989.97
05/13/2011 10:20:51	Sold 5000000 BHWF @ 0.0004				1,989.97
05/13/2011 10:22:06	Sold 9000000 BHWF @ 0.0004				3,589.94
05/13/2011 10:22:22	Sold 9000000 BHWF @ 0.0004				3,589.94
05/13/2011 10:26:36	Sold 4000000 BHWF @ 0.0004				1,589.97
05/13/2011 10:28:48	Sold 2149999 BHWF @ 0.0004				849.99

10 في نفس اليوم

10 في شرو نصف

Date/Time	Description	Amount
06/06/2011 10:22:56	Bought 1155 ORS @ 2.4999	-2,897.37
06/06/2011 10:26:06	Bought 1955 ORS @ 2.7	-5,288.49
06/06/2011 11:01:54	Sold 3110 ORS @ 2.99	9,288.73
ربح ٢٥٪ فى ساعة ونصف		
06/06/2011 11:35:46	Bought 1738 ORS @ 2.78	-4,841.63
06/06/2011 11:35:46	Bought 1600 ORS @ 2.779	-4,446.40
06/06/2011 11:43:16	Sold 3338 ORS @ 3.04	10,137.33
فى عمليتين لنفس السهم		

Date/Time	Description	Amount
06/01/2011 11:19:27	Bought 2400 WEST @ 1.37	-3,297.99
06/01/2011 11:19:27	Bought 1900 WEST @ 1.3599	-2,583.81
06/01/2011 12:26:18	Sold 1250 WEST @ 1.461	1,816.22
06/01/2011 12:26:18	Sold 3050 WEST @ 1.45	4,422.41
ربح ٦٪ فى ساعتين		
06/01/2011 14:58:26	Bought 551 WEST @ 2.35	-1,304.84
06/01/2011 14:58:26	Bought 2149 WEST @ 2.3399	-5,028.45
06/01/2011 15:23:01	Sold 2700 WEST @ 2.36	6,361.88
فى عمليتين لنفس السهم		

Date/Time	Description	Amount
06/09/2011 13:17:02	Bought 1218 DBLE @ 7.7799	9,485.91
06/09/2011 13:28:24	Sold 1218 DBLE @ 7.931	9,649.78
مثال على ربح صغير اقل من ٢٪ ولكن مع مبلغ ٩٥٠٠ وفى ١١ دقيقة ربح ١٦٥ دولار		

Date/Time	Description	Amount
06/10/2011 09:32:01	Bought 6500 AIS @ 2.1	-13,659.99
06/10/2011 09:34:13	Sold 400 AIS @ 2.12	837.99
06/10/2011 09:34:13	Sold 200 AIS @ 2.115	422.99
06/10/2011 09:34:13	Sold 5900 AIS @ 2.11	12,448.76
مثال على ربح صغير اقل من ١٪ ولكن مع مبلغ ١٢٥٠٠ وفى دقيقتين فقط ربح ٥٠ دولار		

06/08/2011 10:58:57	Bought 4305 FTWR @ 1.45	-6,252.24
06/08/2011 11:00:21	Sold 4305 FTWR @ 1.4601	6,275.61
06/08/2011 11:19:39	Bought 3300 FTWR @ 1.4999	-4,959.66
06/08/2011 11:19:39	Bought 2513 FTWR @ 1.4996	-3,768.49
06/08/2011 11:23:53	Sold 1000 FTWR @ 1.54	1,529.98
06/08/2011 11:28:17	Bought 1001 FTWR @ 1.4999	-1,511.39
06/08/2011 11:46:00	Sold 5814 FTWR @ 1.501	8,716.65
06/09/2011 10:16:19	Bought 4000 FTWR @ 1.429	-5,725.99
06/09/2011 10:17:50	Bought 1600 FTWR @ 1.4499	-2,329.83
06/09/2011 10:17:50	Bought 911 FTWR @ 1.4498	-1,320.77
06/09/2011 10:19:18	Sold 6511 FTWR @ 1.451	9,437.28
06/09/2011 10:45:19	Bought 4850 FTWR @ 1.429	-6,940.64
06/09/2011 10:47:17	Sold 4850 FTWR @ 1.4402	6,974.84
06/09/2011 14:41:39	Bought 400 FTWR @ 1.3	-529.99
06/09/2011 14:43:58	Bought 7900 FTWR @ 1.31	-10,358.99
06/09/2011 14:47:28	Sold 4670 FTWR @ 1.3201	6,154.76
06/09/2011 14:47:28	Sold 3630 FTWR @ 1.32	4,791.50
06/10/2011 12:05:30	Bought 8800 FTWR @ 1.2	-10,569.99
06/10/2011 12:05:30	Bought 3033 FTWR @ 1.1996	-3,638.39
06/10/2011 12:51:39	Sold 11833 FTWR @ 1.21	14,307.66
٦ عمليات في ٣ ايام لنفس السهم		
برأس مال بين ٦٠٠٠ الي ١٥٠٠٠ دولار		
وبريح بين ١٠٠ الي ١٠٠٠ دولار في العملية		
06/06/2011 12:43:44	Bought 100 DCTH @ 5.5999	-569.98
06/06/2011 12:43:44	Bought 1709 DCTH @ 5.5995	-9,569.55
06/06/2011 12:51:56	Sold 700 DCTH @ 5.7601	4,022.00
06/06/2011 12:51:56	Sold 1109 DCTH @ 5.75	6,376.62

06/09/2011 09:46:57	Bought 57 ORS @ 2.4	-146.79
06/09/2011 09:49:03	Bought 3207 ORS @ 2.5886	-8,311.63
06/09/2011 09:49:55	Sold 3264 ORS @ 2.7	8,802.64
06/09/2011 09:55:01	Bought 1860 ORS @ 3.2	-5,961.99
06/09/2011 09:55:01	Bought 900 ORS @ 3.1899	-2,870.91
06/09/2011 10:08:51	Sold 2760 ORS @ 3.4	9,373.82
06/09/2011 11:26:06	Bought 403 ORS @ 2.9695	-1,206.70
06/09/2011 11:26:06	Bought 2600 ORS @ 2.9692	-7,719.92
06/09/2011 11:27:42	Sold 2000 ORS @ 3.0001	5,990.09
06/09/2011 11:27:42	Sold 1003 ORS @ 3	3,008.94
06/09/2011 12:50:11	Bought 245 ORS @ 2.9899	-742.52
06/09/2011 12:50:11	Bought 2777 ORS @ 3	-8,331.00
06/09/2011 12:54:43	Sold 3022 ORS @ 3.06	9,237.15
06/09/2011 13:01:58	Bought 2968 ORS @ 3.1094	-9,238.69
06/09/2011 13:09:08	Sold 2968 ORS @ 3.2	9,487.42
06/09/2011 15:28:00	Bought 1352 ORS @ 2.9	-3,930.79
06/09/2011 15:28:00	Bought 3500 ORS @ 2.8731	-10,055.85
06/09/2011 15:44:59	Sold 200 ORS @ 2.9101	572.01
06/09/2011 15:44:59	Sold 4652 ORS @ 2.9	13,490.54

نفس اليوم ونفس السهم ٦ مرات شراء وبيع كلهم بربح

ربح ٦٦٪

07/25/2011 15:30:44	Bought 2000 SAPX @ 3.4	-6,809.99
07/25/2011 15:38:30	Bought 1349 SAPX @ 3.9	-5,271.09
07/26/2011 09:31:41	Sold 500 SAPX @ 5.57	2,774.95
07/26/2011 09:31:41	Sold 2849 SAPX @ 5.5377	15,776.60

ربح أكثر من ٥٠٪ حوالي

٦٠٠٠ دولار في يوم واحد

المثال اعلاه ظريف لأن صاحب الحساب كان متخوف من السهم ، فعلياً استثمار ١٢٠٠٠ دولار قبل نهاية البورصة يوم ٢٥ يوليو ب ٣٠ دقيقة ، تحولت الى ١٨٠٠٠ دولار بعد بداية عمل البورصة يوم ٢٦ يوليو ب ١ دقيقة ... اي ان اجمالي الاستثمار لم يستغرق الا ٣٠ دقيقة فعلياً بربح ٦٠٠٠ دولار.

07/21/2011 12:57:41	Bought 8724 WEST @ 1.2499	-10,914.12
07/25/2011 09:44:37	Sold 100 WEST @ 1.4301	133.01
07/25/2011 09:44:37	Sold 500 WEST @ 1.42	709.98
07/25/2011 09:45:02	Sold 1100 WEST @ 1.4001	1,530.09
07/25/2011 09:45:02	Sold 6500 WEST @ 1.3826	8,986.72
07/25/2011 09:45:02	Sold 524 WEST @ 1.38	723.10

ربح أكثر من ١٢٪ أكثر من

١٠٠٠ دولار في يوم واحد

Date/Time	Description	Amount	Net
07/01/2011 09:38:50	Bought 100 LBIX @ 3.4499	-354.98	
07/01/2011 09:38:50	Bought 1900 LBIX @ 3.4486	-6,552.34	
07/01/2011 09:40:59	Bought 900 LBIX @ 3.59	-3,240.99	
07/01/2011 09:40:59	Bought 100 LBIX @ 3.5799	-357.99	
07/01/2011 09:41:18	Bought 1500 LBIX @ 3.55	-5,334.99	
07/01/2011 09:42:28	Bought 665 LBIX @ 3.5	-2,337.49	
07/01/2011 10:12:08	Bought 455 LBIX @ 3.447	-1,578.38	
07/14/2011 10:11:14	Sold 1808 LBIX @ 3.7201	6,715.82	
07/14/2011 10:11:14	Sold 12 LBIX @ 3.71	44.51	
07/14/2011 10:11:14	Sold 3800 LBIX @ 3.7	14,059.73	

ربح أكثر من ٥% أكثر من

١٠٠٠ دولار في اسبوعين

لرأس مال ٢٠.٠٠٠ دولار

مثال لأصحاب رؤوس الأموال الكبيرة

07/15/2011 09:31:58	Bought 5170 SCEI @ 2.1799	-11,280.07	
07/15/2011 09:31:58	Bought 700 SCEI @ 2.1699	-1,518.93	
07/15/2011 09:34:45	Sold 5870 SCEI @ 2.2	12,903.76	
07/15/2011 09:38:00	Bought 6075 SCEI @ 2.13	-12,949.74	
07/15/2011 09:45:42	Sold 300 SCEI @ 2.18	643.99	
07/15/2011 10:21:11	Sold 800 SCEI @ 2.1251	1,690.05	
07/15/2011 10:21:11	Sold 4975 SCEI @ 2.1201	10,547.29	
07/15/2011 10:47:07	Bought 6070 SCEI @ 2.0999	-12,756.38	
07/18/2011 09:30:02	Sold 6070 SCEI @ 2.22	13,465.15	

٣ عمليات شراء ثم بيع
لنفس السهم في نفس اليوم

كلها رابحة

07/18/2011 13:22:30	Bought 3900 VALV @ 3.1	-12,099.99	
07/18/2011 13:22:30	Bought 100 VALV @ 3.089	-308.90	
07/18/2011 13:36:24	Sold 4000 VALV @ 3.2302	12,910.56	
07/18/2011 14:15:01	Bought 1350 VALV @ 3.1999	-4,329.86	
07/18/2011 14:17:57	Bought 2150 VALV @ 3.28	-7,061.99	
07/18/2011 14:17:57	Bought 400 VALV @ 3.2699	-1,307.96	
07/18/2011 14:27:26	Sold 500 VALV @ 3.33	1,654.97	
07/18/2011 14:28:11	Sold 200 VALV @ 3.3002	650.03	
07/18/2011 14:28:11	Sold 3200 VALV @ 3.3001	10,560.11	
07/18/2011 15:55:11	Bought 3800 VALV @ 3.3999	-12,929.61	
07/18/2011 15:55:11	Bought 200 VALV @ 3.3998	-679.96	
07/18/2011 15:56:29	Bought 1600 VALV @ 3.38	-5,417.99	
07/18/2011 15:56:29	Bought 2100 VALV @ 3.3799	-7,097.79	
07/18/2011 15:58:10	Sold 3700 VALV @ 3.4001	12,570.13	
07/19/2011 09:32:53	Sold 4000 VALV @ 3.78	15,109.71	

٣ عمليات شراء ثم بيع
لنفس السهم في نفس اليوم
كلها رابحة

10:42:20	Bought 2600 VALV @ 2.7999	-7,289.73	-16,986.94
10:42:20	Bought 200 VALV @ 2.7992	-559.84	-17,546.78
10:44:01	Sold 2200 VALV @ 2.8404	6,238.77	-11,308.01
10:44:01	Sold 600 VALV @ 2.8401	1,704.02	-9,603.99
10:50:15	Bought 460 VALV @ 3.1	-1,435.99	-11,039.98
10:50:15	Bought 2100 VALV @ 3.099	-6,507.90	-17,547.88
11:27:34	Sold 2560 VALV @ 3.17	8,105.05	-11,537.70

مرتين ربح لنفس السهم في نفس اليوم

Wed Jul 27 2011 5:23:26 PM EDT			
Account Balances	Other Balances	Common Questions	
	Balance(\$)	Today's net change	
Cash balance	\$0.00	\$0.00	
Margin balance	-\$18,848.94	\$0.00	
Long stock value	\$71,805.22	\$26,390.22	
Account value	\$52,956.28	\$26,390.22	

الصورة التالية للحسابات في يوم كتابة التقرير ٢٧ يوليو ٢٠١١ ، الرقم باللون الاخضر معناه ربح ، هو الفارق عن اليوم السابق بجانبه الاسود الاجمالي ، في المثال السابق الرصيد الحالي ٥٢٩٥٦ دولار ، ربح اليوم ٢٦٣٩٠ دولار ، اذن امس كان ٢٦٥٦٦ دولار قيمة الرصيد واليوم ٥٢٩٥٦ دولار ، ليس بالضرورة ان يكون كاش ، غالباً هي اسهم ازيد سعرها.

[Introducing Trade Architect](#) [Learn more](#) [Launch Trade Architect](#)

Balances & Positions ameritrading4 [Combined accounts](#)

Account Balances	Other Balances	Common Questions	Funds for Trading
	Balance(\$)	Today's net change	Avail. funds for trading
Cash balance	\$0.00	\$0.00	Non-marginable funds
Money market ¹	\$0.04	\$0.00	
Long stock value	\$1,671.71	\$1,244.23	
Account value	\$1,671.75	\$1,244.23	

Home Accounts Trade Research & Ideas Trading Tools Planning & Retirement Educat

[Balances & Positions](#) | [Portfolio Planner](#) | [Gain/Loss](#) | [Watch Lists](#) | [History & Statements](#) | [Deposit/Withdraw](#) | [Cash Management](#)

[Introducing Trade Architect](#) [Learn more](#) [Launch Trade Architect](#)

Balances & Positions salikona [Combined accounts](#)

Account Balances	Other Balances	Common Questions	Funds for Trading
	Balance(\$)	Today's net change	Avail. funds for trading
Cash balance	\$0.04	\$0.00	Non-marginable funds
Long stock value	\$19,050.00	\$15,874.32	
Account value	\$19,050.04	\$15,874.32	

[Balances & Positions](#) | [Portfolio Planner](#) | [Gain/Loss](#) | [Watch Lists](#) | [History & Statements](#) | [Deposit/Withdraw](#) | [Cash Management](#)

[Introducing Trade Architect](#) [Learn more](#) [Launch Trade Architect](#)

Balances & Positions awadbengaw [Combined accounts](#)

Account Balances	Other Balances	Common Questions	Buying Power (BP)
	Balance(\$)	Today's net change	Avail. funds for trading
Cash balance	\$0.00	\$0.00	Stock BP
Margin balance	\$0.00	\$0.00	Non-marginable funds
Money market ¹	\$0.03	\$0.00	
Long stock value	\$2,118.00	\$1,764.88	
Account value	\$2,118.03	\$1,764.88	

[Introducing Trade Architect](#) [Learn more](#) [Launch Trade Architect](#)

Balances & Positions qwer51579015 | [Combined accounts](#)

Account Balances		Other Balances		Common Questions		Funds for Trading	
	Balance(\$)			Today's net change		Avail. funds for trading	
Cash balance	-\$20.00			-\$20.00		Non-marginable funds	
Money market ¹	\$0.02			\$0.00			
Long stock value	\$306.02			\$254.88			
Account value	\$286.04			\$234.88			

[Introducing Trade Architect](#) [Learn more](#) [Launch Trade Architect](#)

Balances & Positions khalifa2008 | [Combined accounts](#)

Account Balances		Other Balances		Common Questions		Funds for Trading	
	Balance(\$)			Today's net change		Avail. funds for trading	
Cash balance	\$0.00			\$0.00		Non-marginable funds	
Money market ¹	\$0.05			\$0.00			
Long stock value	\$1,913.94			\$1,499.98			
Account value	\$1,913.99			\$1,499.98			

[Balances & Positions](#) | [Portfolio Planner](#) | [Gain/Loss](#) | [Watch Lists](#) | [History & Statements](#) | [Deposit/Withdraw](#) | [Cash Management](#)



[Introducing Trade Architect](#) [Learn more](#) [Launch Trade Architect](#)

Balances & Positions gmasd888 | [Combined accounts](#)



Account Balances		Other Balances		Common Questions		Funds for Trading	
	Balance(\$)			Today's net change		Avail. funds for trading	
Cash balance	\$0.00			\$0.00		Non-marginable funds	
Money market ¹	\$0.02			\$0.00			
Long stock value	\$8,706.00			\$7,254.75			
Account value	\$8,706.02			\$7,254.75			

Wed Jul 27 2011 5:38:09 PM EDT

[Export data](#)

 [Introducing Trade Architect](#) [Learn more](#) [Launch Trade Architect](#) 



Balances & Positions tarekabar66 [Combined accounts](#)

Account Balances Other Balances [Common Questions](#) [Funds for Trading](#) 


	Balance(\$)	Today's net change	Avail. funds for trading
Cash balance	-\$20.00	-\$20.00	Non-marginable funds
Money market ¹	\$0.08	\$0.00	
Long stock value	\$3,804.04	\$3,169.45	
Account value	\$3,784.12	\$3,149.45	

Wed Jul 27 2011 5:45:12 PM EDT

[Export data](#)

 [Introducing Trade Architect](#) [Learn more](#) [Launch Trade Architect](#) 



Balances & Positions hafizbadi22 [Combined accounts](#)

Account Balances Other Balances [Common Questions](#) [Funds for Trading](#) 


	Balance(\$)	Today's net change	Avail. funds for trading
Cash balance	-\$20.00	-\$20.00	Non-marginable funds
Money market ¹	\$0.01	\$0.00	
Long stock value	\$1,848.00	\$1,540.00	
Account value	\$1,828.01	\$1,520.00	

Wed Jul 27 2011 5:42:34 PM EDT

[Export data](#)

 [Introducing Trade Architect](#) [Learn more](#) [Launch Trade Architect](#) 

Balances & Positions rworld209 [Combined accounts](#)

Account Balances Other Balances [Common Questions](#) [Funds for Trading](#) 

	Balance(\$)	Today's net change	Avail. funds for trading
Cash balance	-\$19.97	-\$20.00	Non-marginable fund
Long stock value	\$1,062.00	\$884.68	
Account value	\$1,042.03	\$864.68	